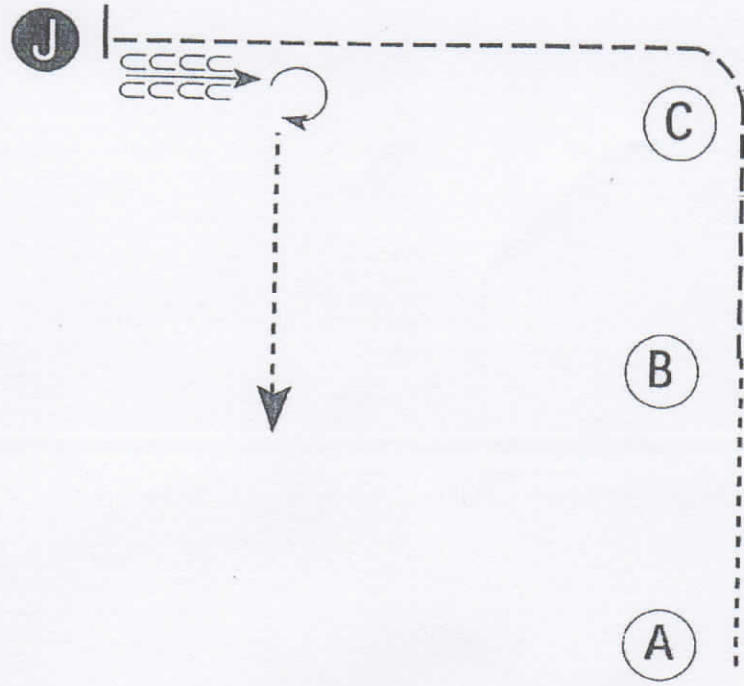


www.HorseShowPatterns.com

www.HorseShowPatterns.com



Be ready at A.

1. Walk to B.
2. Trot to and around C to judge.
3. Stop and set up for inspection.
4. When dismissed back approximately one horse length.
5. Perform a 270 degree turn and walk straight away.

Follow the instructions of your ring steward.

Walk	-----
Trot	- - - - -
Back	←
Marker	(B)
Judge	(J)

Prontati al A

Pattern Provided by:

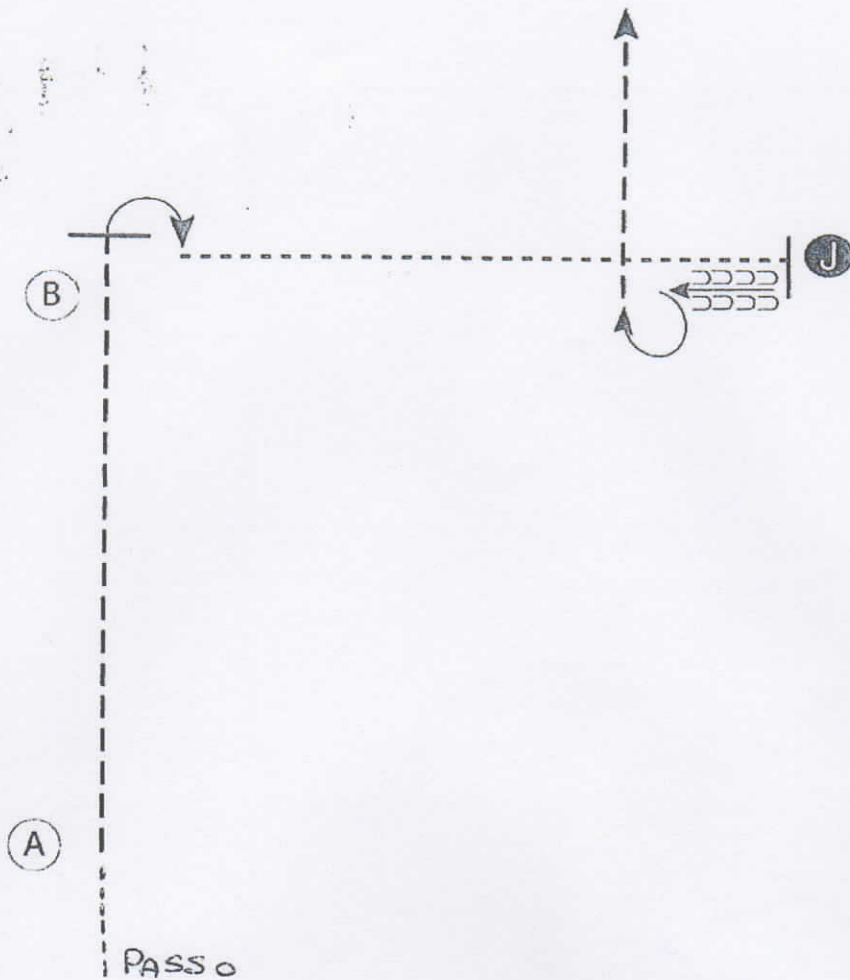
[S/1-39]

1. Passo Fino a B
2. Trotto intorno al C fino al giudice
3. STOP x ISPEZIONE
4. Back qualche falciata
5. GIRARE 270° uscire al passo

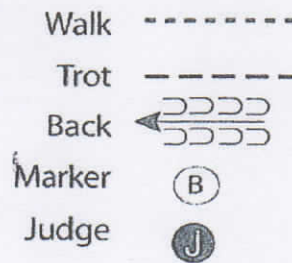
©2002 HorseShowPatterns.com. All Rights Reserved.

SHOWMANSHIP

PRINCIPIANTI YOUTH e PRINCIPIANTI AMATEUR



1. Begin at A. Trot from A past B
2. Stop and perform a 90 degree turn
3. Walk to the Judge, stop and set up for inspection
4. When dismissed back one horse length and perform a 270 degree turn
5. Trot to the line-up



SI INIZIA AL PASSO

- 1 TROTTO DA A FINO A B
- 2 STOP PIVOT 90° A DESTRA
- 3 PASSO FINO AL GIUDICE STOP ISPEZIONE
- 4 BACK UNA LUNGHEZZA DI UN CAVALLO PIVOT 270 A X
- 5 TROTTO FINO IN FONDO

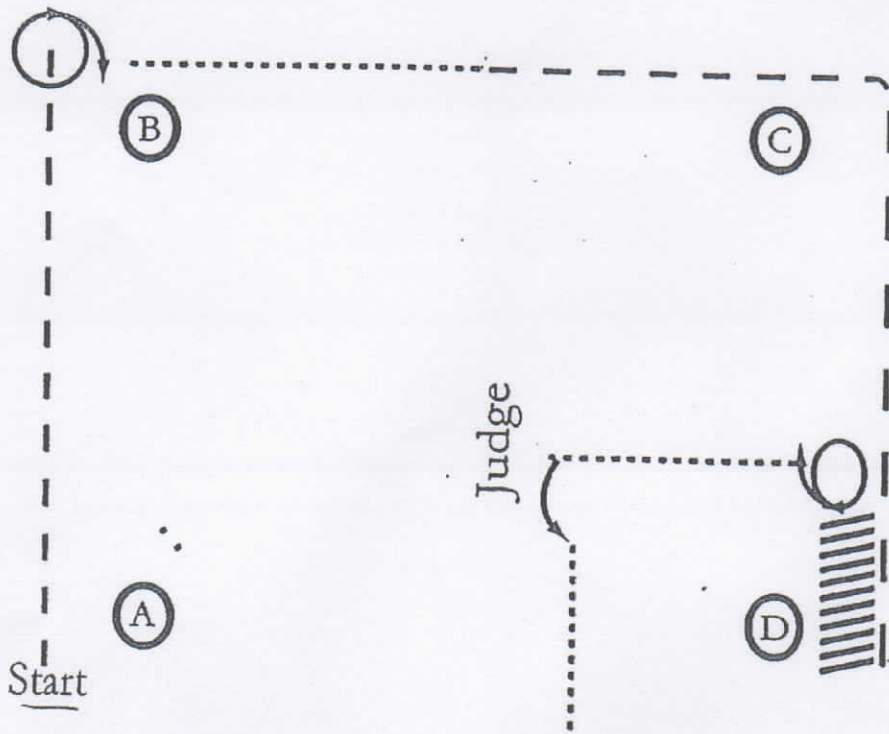
SHOWMANSHIP

NOVICE YOUTH e NOVICE AMATEUR



YOUTH & AMATEUR + OPEN

SHOWMANSHIP



1. Trot from A past B. Stop.
2. 1 1/4 turn to the right.
3. Walk halfway to C.
4. Trot around C.
5. Trot with an increase in speed from C to D. Stop.
6. Back.
7. 1 1/4 turn to the right.
8. Walk to the Judge.
9. Set up for inspection.
10. After inspection, execute 1/4 turn left and walk av

1. TROTTO DA A FINO B e STOP.
2. GIRARE 1 e 1/4 a DESTRA
3. PASSO FINO IN MEZZO AL C
4. TROTTO INTORNO AL C
5. TROTTO ALLUNGATO da C fino D STOP
6. BACK
7. GIRARE 1 e 1/4 DESTRA
8. PASSO FINO AL GIUDICE
9. ISPEZIONE
10. 1/4 GIRARE a SINISTRA AL PASSO